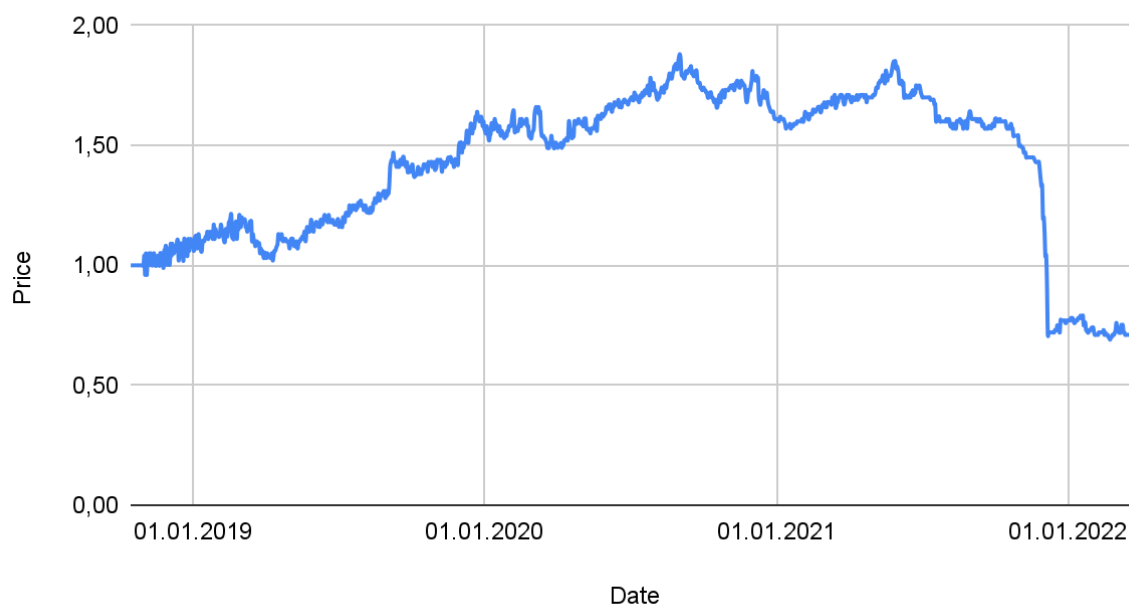


Portfolio report

Stand: 01.04.2022

Management company	Polarstern Capital Ltd.
Inception date	01.07.2018
Portfolio asset	1 499 252,62
Fiscal year	2018 - 2022

Price: PSC TOKEN



Performance

Period	Accumulated	Annually
1 Month	-44%	-
3 Month	-30%	-
6 Month	-32%	-
1 Year	-7%	-7%
2 Years	14%	7,14%
3 Year	34%	11,23%

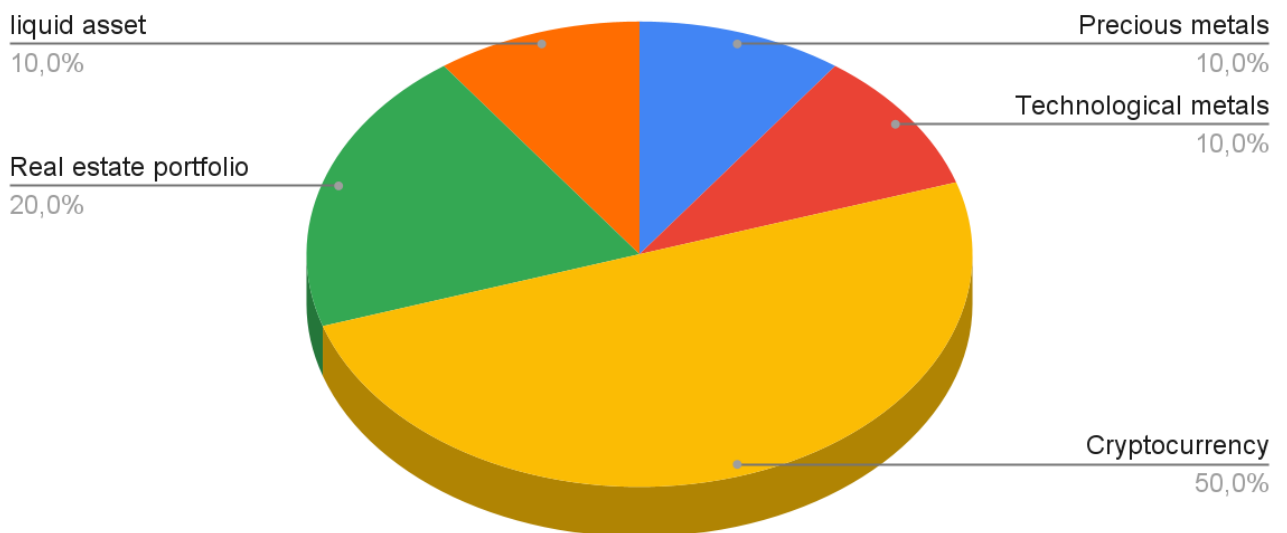


Planned portfolio Asset

Recent changes in portfolio allocation of investments in the portfolio

Type Assets	Portfolio share
Precious metals portfolio	10%
Technological metals portfolio	10%
Cryptocurrency portfolio	50%
Real estate portfolio	20%
liquid asset	10%

Portfolio share

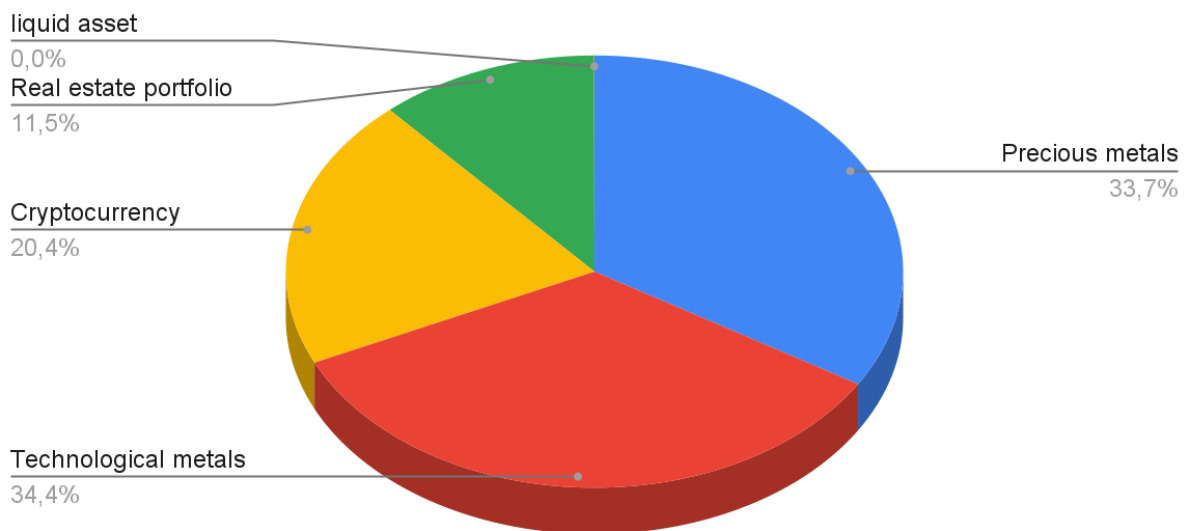


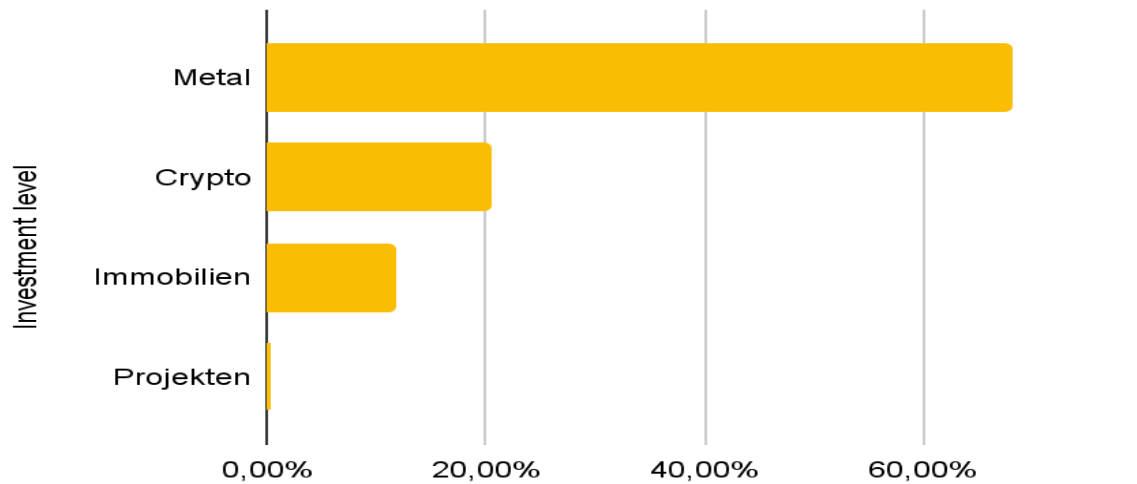
Actual Portfolio Asset:

The current allocation of assets in the portfolio

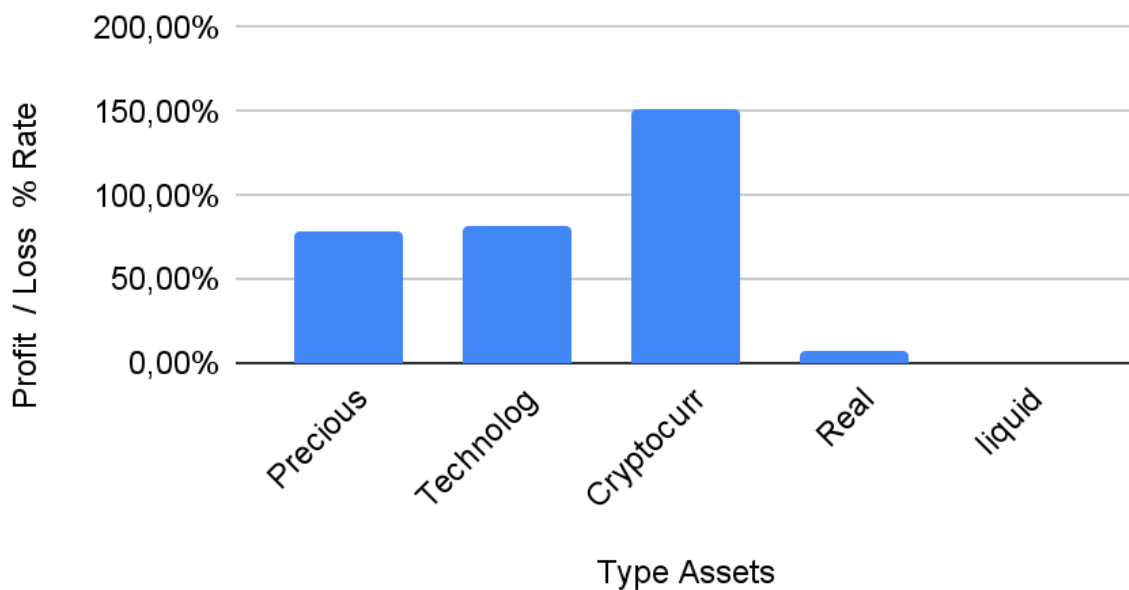
Type Assets	Portfolio share	Actual asset %
Precious metals portfolio	10%	33,71%
Technological metals portfolio	10%	34,37%
Cryptocurrency portfolio	50%	20,37%
Real estate portfolio	20%	11,52%
liquid asset	10%	0,03%

Actual asset %





Total portfolio: Profit / Loss %



Type Assets	Actual asset %	Profit / Loss % Rate
Precious metals portfolio	33,71%	78,63%
Technological metals portfolio	34,37%	81,44%
Cryptocurrency portfolio	20,37%	151,58%
Real estate portfolio	11,52%	7,69%

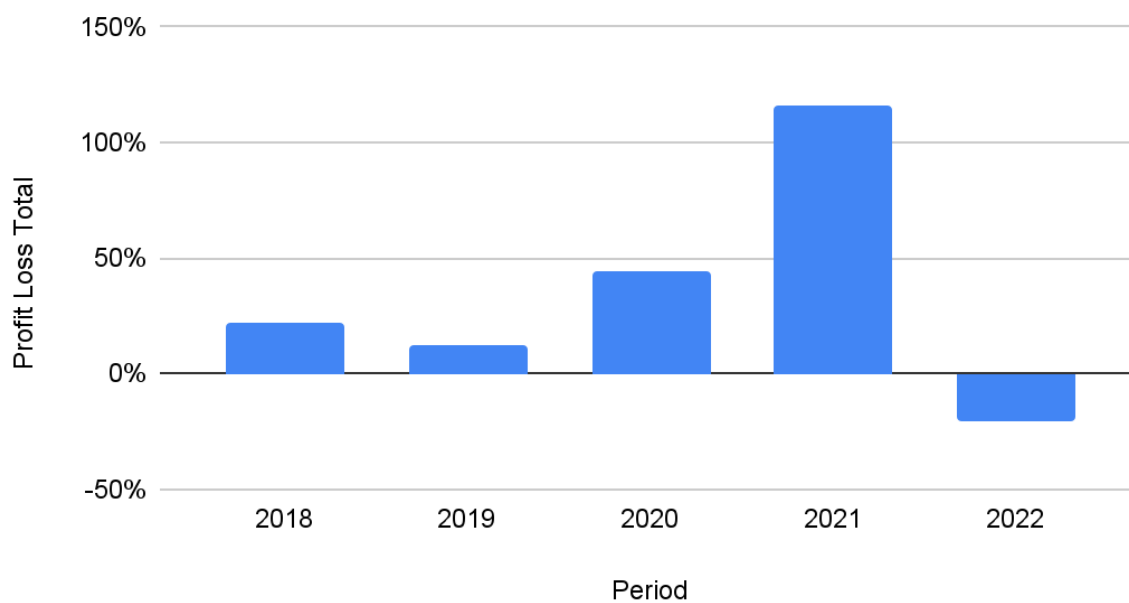


Cryptocurrency Report

Annual Report: Profit / Loss

Period	Profit Loss Total
2018	22%
2019	12%
2020	44,19%
2021	115,73%
2022	-20,34%

Annual Report: Profit / Loss

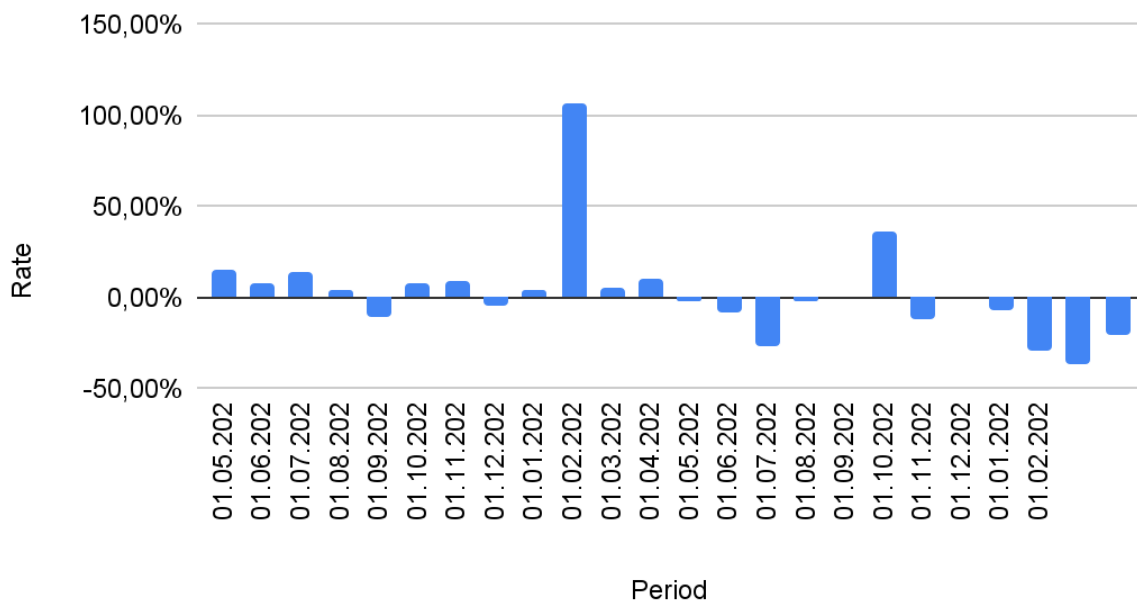


Monthly Report: Profit/Loss

Period	Rate
01.05.2020	15,13%
01.06.2020	8,00%
01.07.2020	14,32%
01.08.2020	4,59%
01.09.2020	-10,77%
01.10.2020	8,42%
01.11.2020	8,70%
01.12.2020	-4,21%
01.01.2021	4,58%
01.02.2021	106,00%
01.03.2021	5,30%
01.04.2021	10,75%
01.05.2021	-1,68%
01.06.2021	-7,70%
01.07.2021	-26,03%
01.08.2021	-1,48%
01.09.2021	1,05%
01.10.2021	36,38%
01.11.2021	-11,44%
01.12.2021	-0,01%
01.01.2022	-6,86%
01.02.2022	-28,58%
01.03.2022	-36,53%
01.04.2022	-20,34%



Growth & Drawdown

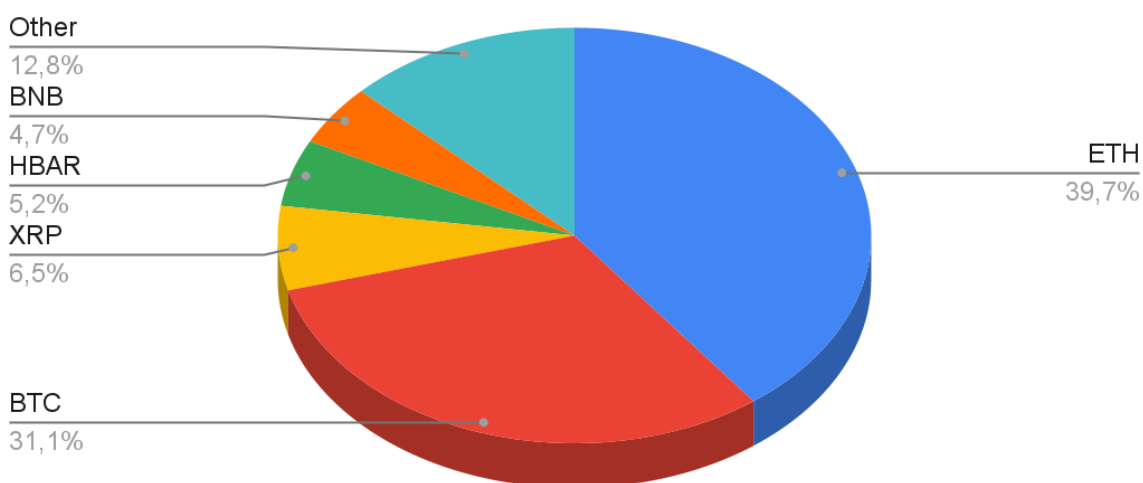


Portfolio stand:

Asset	Rate
ETH	39,69%
BTC	31,06%
XRP	6,54%
HBAR	5,20%
BNB	4,73%
Other	12,78%



Portfolio stand: 2022



Open Orders

Date	Pair	Type	Side	Price
2022-02-02 17:35:02	LTC/USDT	Limit	Продать	500
2022-02-02 17:32:51	HBAR/USDT	Limit	Продать	0.6
2022-02-02 17:31:59	BNB/USDT	Limit	Продать	1000
2022-02-02 17:31:01	ETH/USDT	Limit	Продать	10000
2022-02-02 17:30:31	BTC/USDT	Limit	Продать	80000
2021-11-04 13:20:41	BADGER/USDT	Limit	Продать	46
2021-10-15 17:06:02	ADA/USDT	Limit	Продать	3
2021-10-15 16:58:38	VET/USDT	Limit	Продать	0.23
2021-08-03 13:04:23	XRP/USDT	Limit	Продать	1.5
2021-06-01 16:51:57	EOS/USDT	Limit	Продать	10

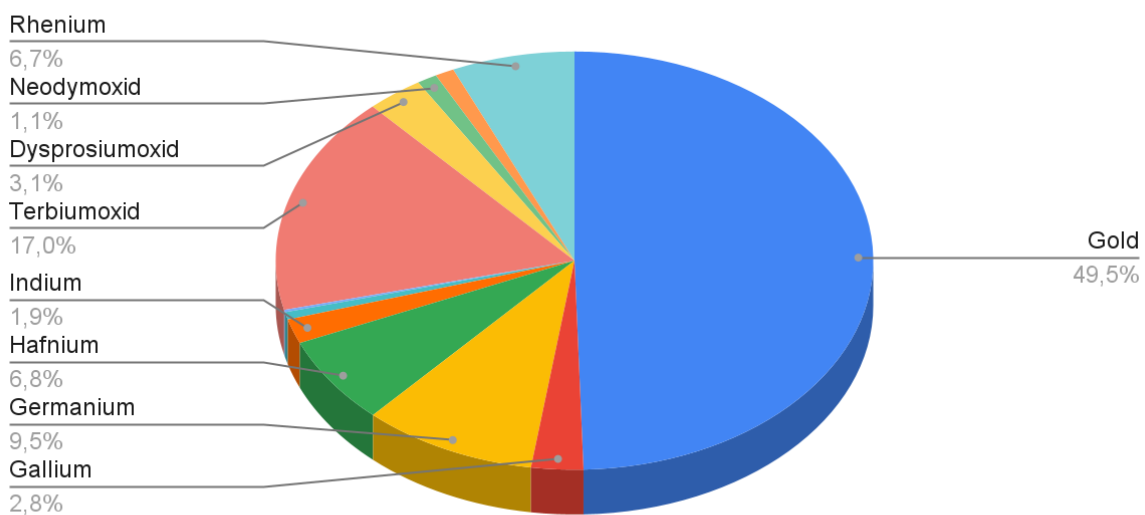


Metal portfolio

Stand 01.02.2020

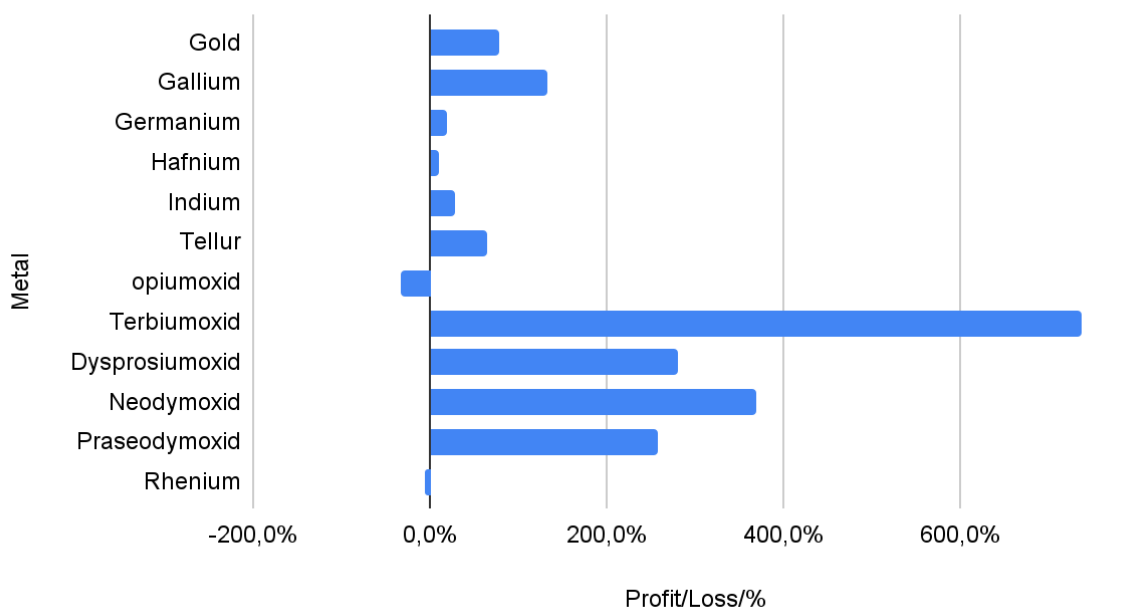
Metal	Portfolio share
Gold	49,52%
Gallium	2,81%
Germanium	9,45%
Hafnium	6,77%
Indium	1,90%
Tellur	0,58%
opiumoxid	0,18%
Terbiumoxid	16,97%
Dysprosiumoxid	3,05%
Neodymoxid	1,08%
Praseodymoxid	1,03%
Rhenium	6,65%

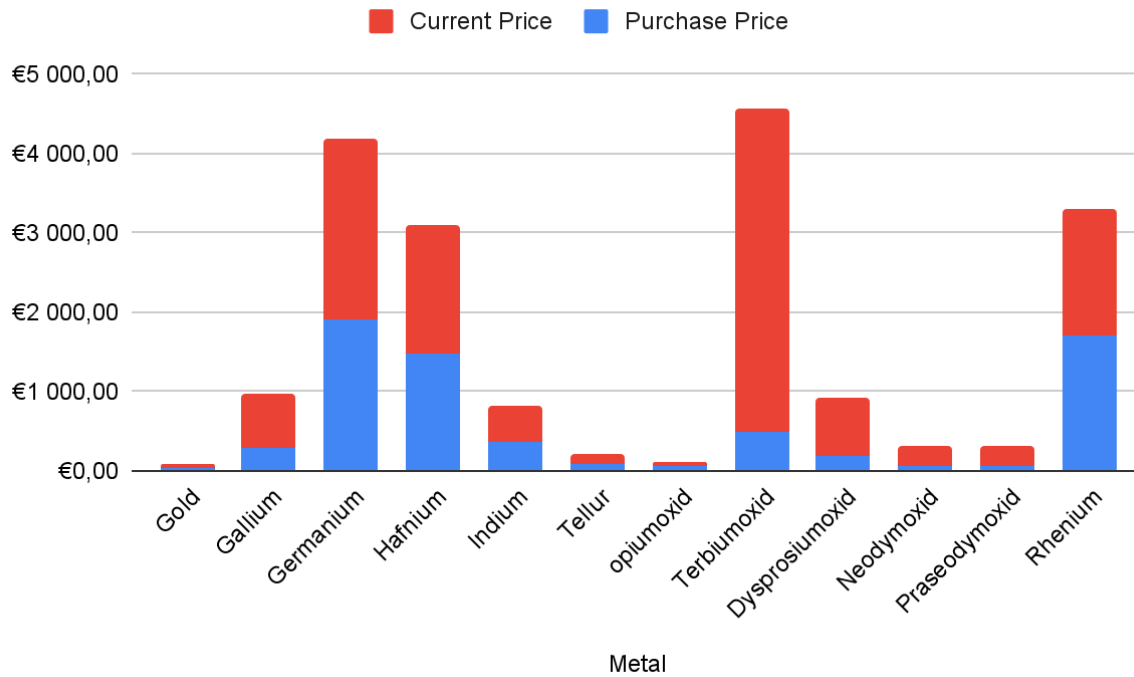
Metal Portfolio share



Metal	Purchase Price	Current Price	Profit/Loss %
Gold	€35,17	€62,82	78,6%
Gallium	€290,20	€676,00	132,9%
Germanium	€1 912,40	€2 274,00	18,9%
Hafnium	€1 475,40	€1 630,00	10,5%
Indium	€356,40	€457,00	28,2%
Tellur	€83,80	€138,71	65,5%
opiumoxid	€65,80	€43,50	-33,9%
Terbiumoxid	€487,30	€4 084,00	738,1%
Dysprosiumoxid	€192,80	€734,29	280,9%
Neodymoxid	€55,40	€260,15	369,6%
Praseodymoxid	€69,40	€247,81	257,1%
Rhenium	€1 705,70	€1 601,13	-6,1%

Metal Profit/Loss/%





Real estate portfolio

Stand: 01.03.2022

Date	Object Type	Purchase price 1m ²	Price increase 1m ²	Current price 1m ²	% Profit/Loss
01.03.2022	Bulgaria	€1 300,00	€100,00	€1 400,00	8%



Portfolio Projects and ICO

The direction is closed and no longer develops

Title	Direction	Portfolio share	Profit / Loss %
Hydrogen motor	Technologies	68,79%	-100,00%
Polarstern City	WEB IT	24,84%	-100,00%
Gojoy	ICO	2,87%	-100,00%
Telegram R1	ICO	1,72%	33,33%
TELEGRAM R2	ICO	0,29%	0,00%
Hedera Hashgraph (4) by GAINS	ICO	0,38%	-100,00%
Algorand	ICO	0,32%	7,88%
"Coo"	ICO	0,29%	185,33%
Trias	ICO	0,19%	1129,80%

Portfolio share

