

# Portfolio report

Stand: 01.06.2022

<b>Management company</b>	Polarstern Capital Ltd.
<b>Inception date</b>	01.07.2018
<b>Portfolio asset PSC</b>	1 512 680,86
<b>Fiscal year</b>	2018 - 2022

Price: PSC TOKEN



## PSC Performance

Period	Accumulated	Annually
1 Month	-44%	-
3 Month	-46%	-
6 Month	-54%	-
1 Year	-19%	-19%
2 Years	0%	-0,12%
3 Year	17%	5,70%

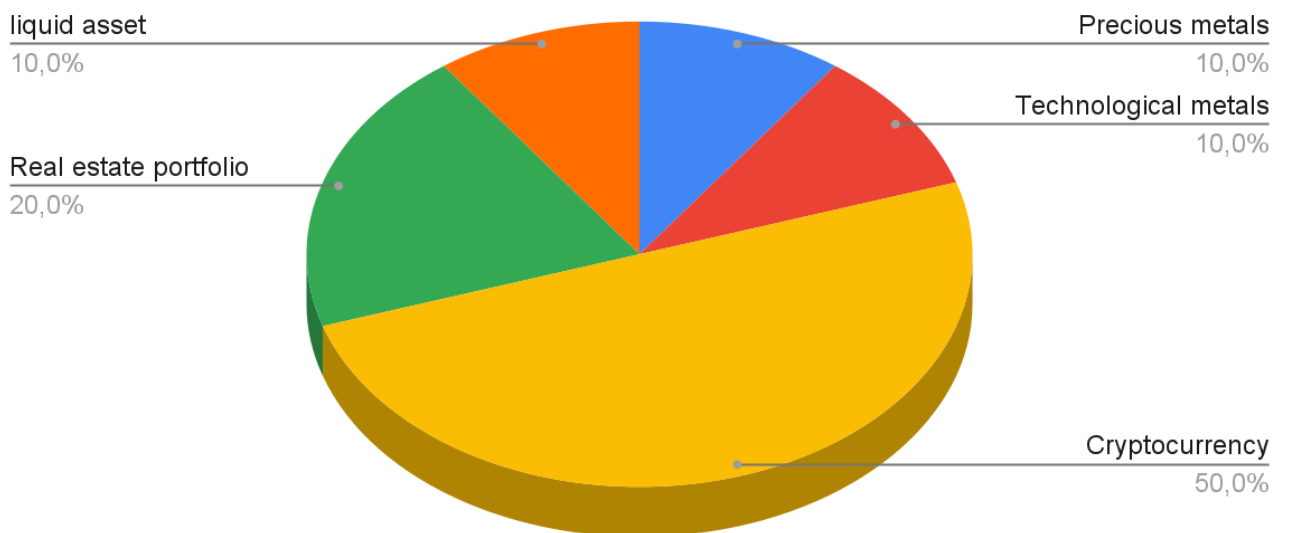


## Planned portfolio Asset

Recent changes in portfolio allocation of investments in the portfolio

Type Assets	Portfolio share
Precious metals portfolio	10%
Technological metals portfolio	10%
Cryptocurrency portfolio	50%
Real estate portfolio	20%
liquid asset	10%

### Portfolio share

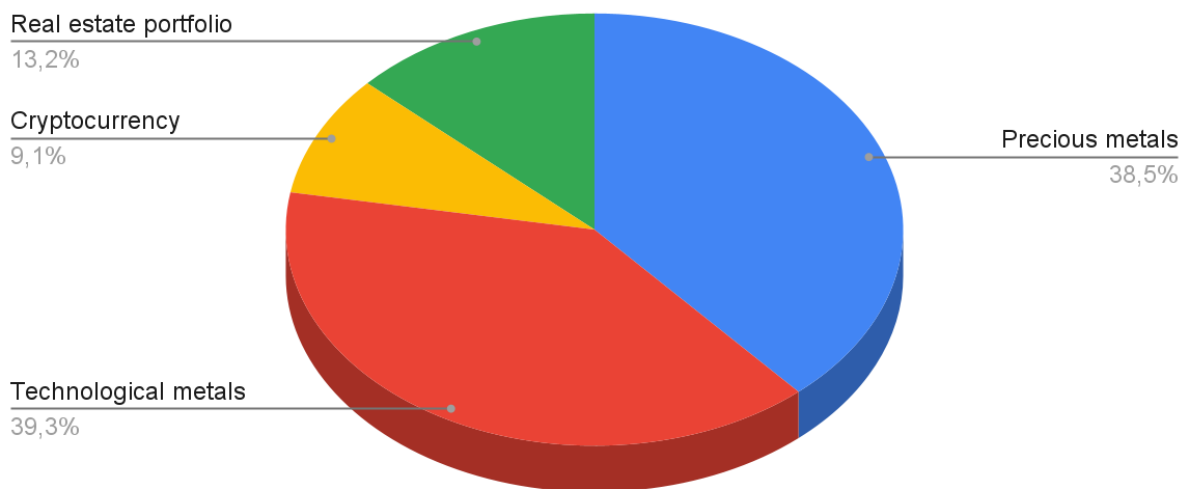


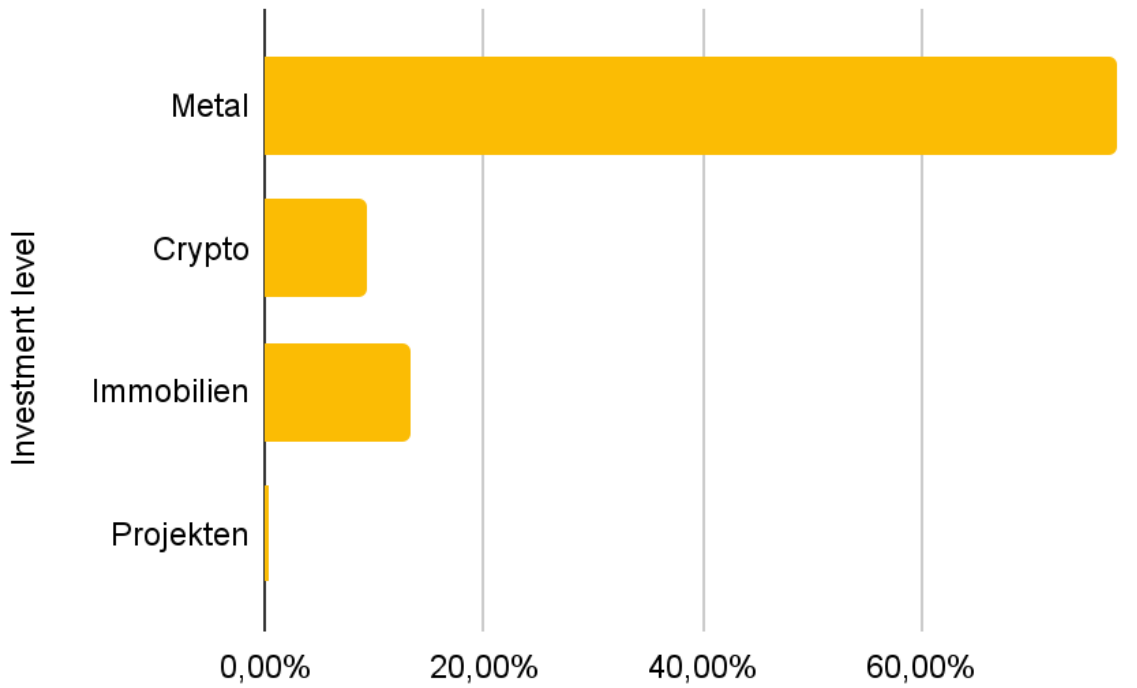
## Actual Portfolio Asset:

The current allocation of assets in the portfolio

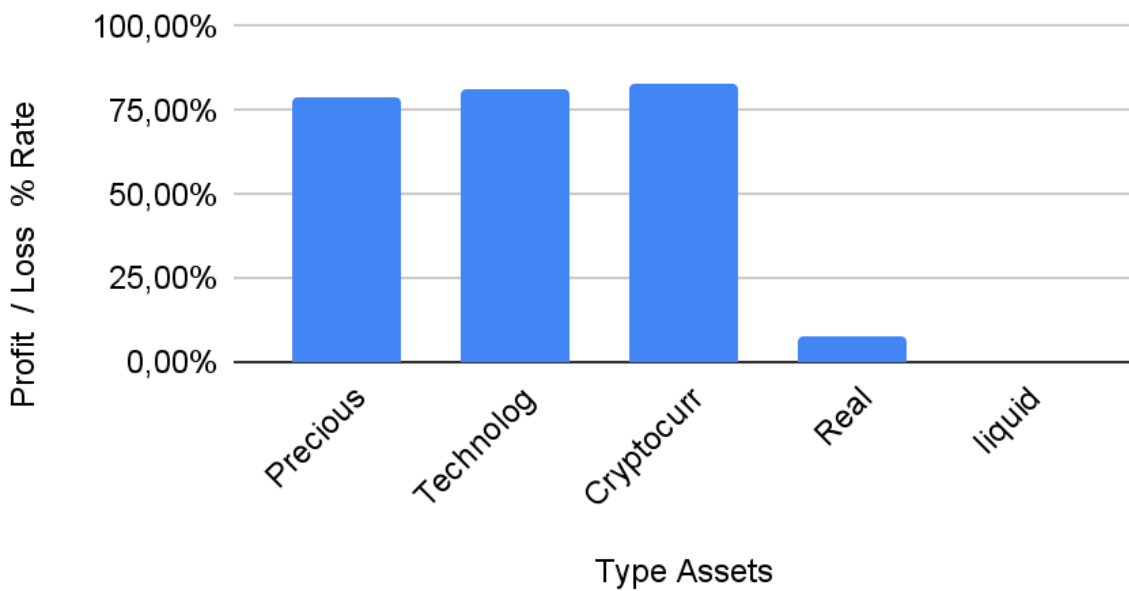
Type Assets	Portfolio share	Actual asset %
Precious metals portfolio	10%	38,51%
Technological metals portfolio	10%	39,25%
Cryptocurrency portfolio	50%	9,08%
Real estate portfolio	20%	13,16%
liquid asset	10%	0,00%

## Actual asset %





### Total portfolio: Profit / Loss %



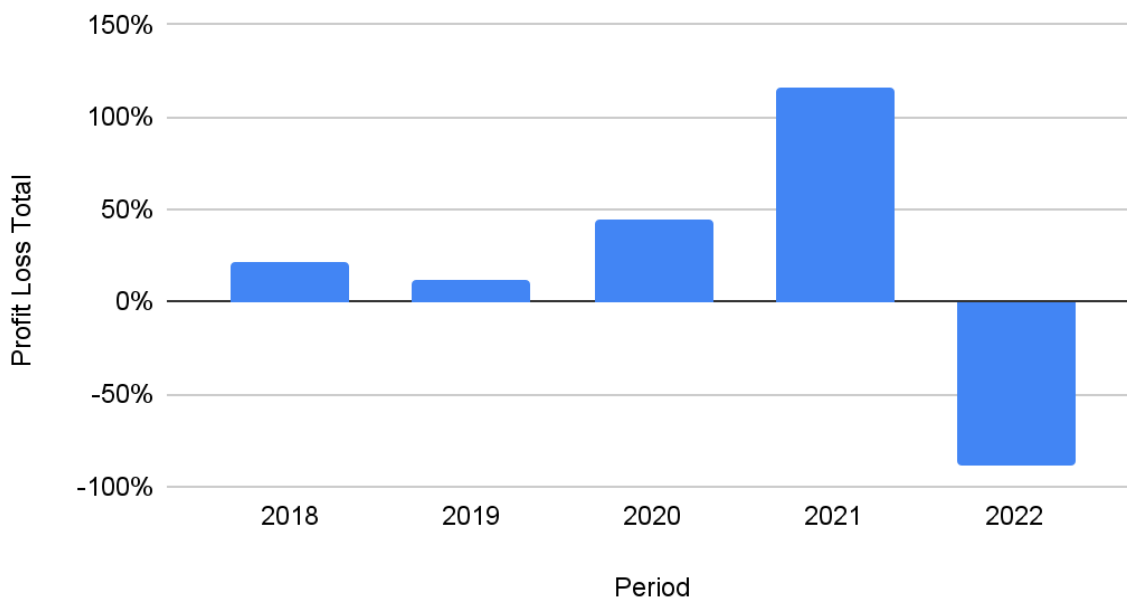
Type Assets	Actual asset %	Profit / Loss % Rate
Precious metals portfolio	38,51%	78,63%
Technological metals portfolio	39,25%	81,44%
Cryptocurrency portfolio	9,08%	83,26%
Real estate portfolio	13,16%	7,69%

## Cryptocurrency Report

### Annual Report: Profit / Loss

Period	Profit Loss Total
2018	22%
2019	12%
2020	44,19%
2021	115,73%
2022	-88,66%

### Annual Report: Profit / Loss

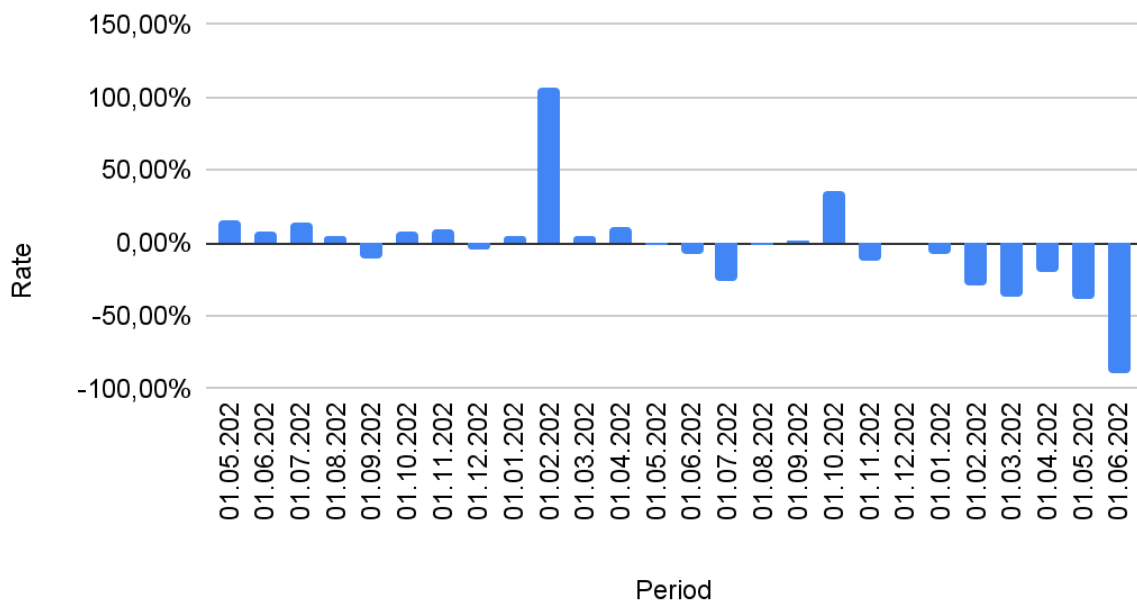


## Monthly Report: Profit/Loss

Period	Rate
01.05.2020	15,13%
01.06.2020	8,00%
01.07.2020	14,32%
01.08.2020	4,59%
01.09.2020	-10,77%
01.10.2020	8,42%
01.11.2020	8,70%
01.12.2020	-4,21%
01.01.2021	4,58%
01.02.2021	106,00%
01.03.2021	5,30%
01.04.2021	10,75%
01.05.2021	-1,68%
01.06.2021	-7,70%
01.07.2021	-26,03%
01.08.2021	-1,48%
01.09.2021	1,05%
01.10.2021	36,38%
01.11.2021	-11,44%
01.12.2021	-0,01%
01.01.2022	-6,86%
01.02.2022	-28,58%
01.03.2022	-36,53%
01.04.2022	-20,34%
01.05.2022	-37,65%
01.06.2022	-88,66%



## Growth & Drawdown

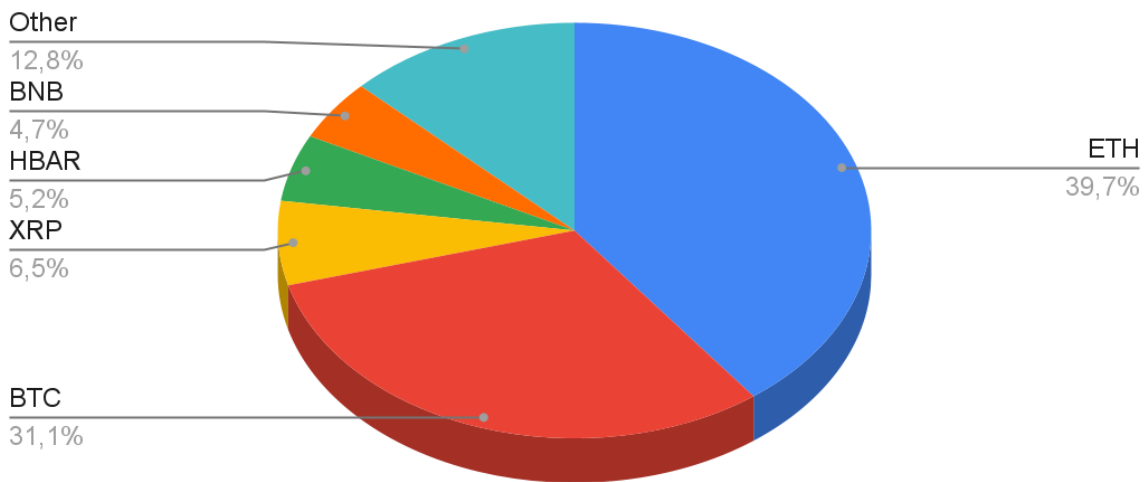


## Portfolio stand:

Asset	Rate
ETH	39,69%
BTC	31,06%
XRP	6,54%
HBAR	5,20%
BNB	4,73%
Other	12,78%



## Portfolio stand: 2022



## Open Orders

Date	Pair
2022-02-02 17:35:02	<a href="#">LTC/USDT</a>
2022-02-02 17:32:51	<a href="#">HBAR/USDT</a>
2022-02-02 17:31:59	<a href="#">BNB/USDT</a>
2022-02-02 17:31:01	<a href="#">ETH/USDT</a>
2022-02-02 17:30:31	<a href="#">BTC/USDT</a>
2021-11-04 13:20:41	<a href="#">BADGER/USDT</a>
2021-10-15 17:06:02	<a href="#">ADA/USDT</a>
2021-10-15 16:58:38	<a href="#">VET/USDT</a>
2021-08-03 13:04:23	<a href="#">XRP/USDT</a>
2021-06-01 16:51:57	<a href="#">EOS/USDT</a>



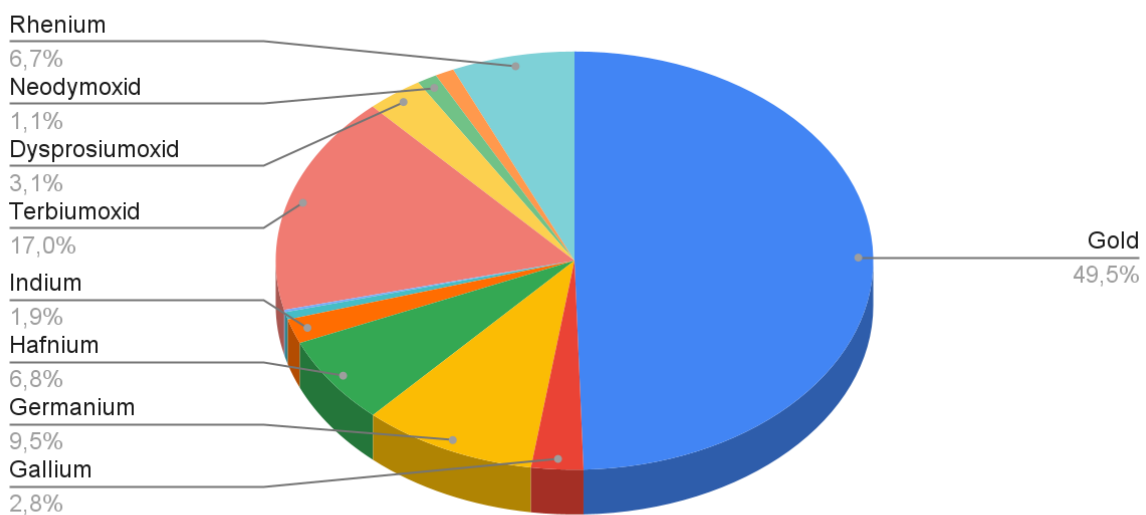


# Metal portfolio

Stand 01.02.2020

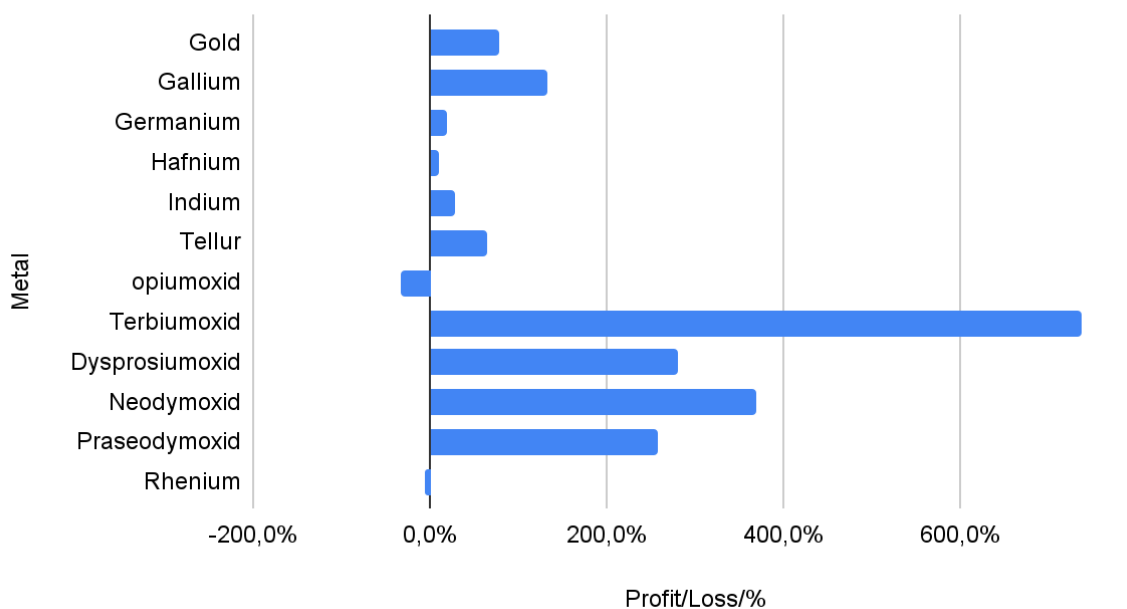
Metal	Portfolio share
<b>Gold</b>	49,52%
<b>Gallium</b>	2,81%
<b>Germanium</b>	9,45%
<b>Hafnium</b>	6,77%
<b>Indium</b>	1,90%
<b>Tellur</b>	0,58%
<b>opiumoxid</b>	0,18%
<b>Terbiumoxid</b>	16,97%
<b>Dysprosiumoxid</b>	3,05%
<b>Neodymoxid</b>	1,08%
<b>Praseodymoxid</b>	1,03%
<b>Rhenium</b>	6,65%

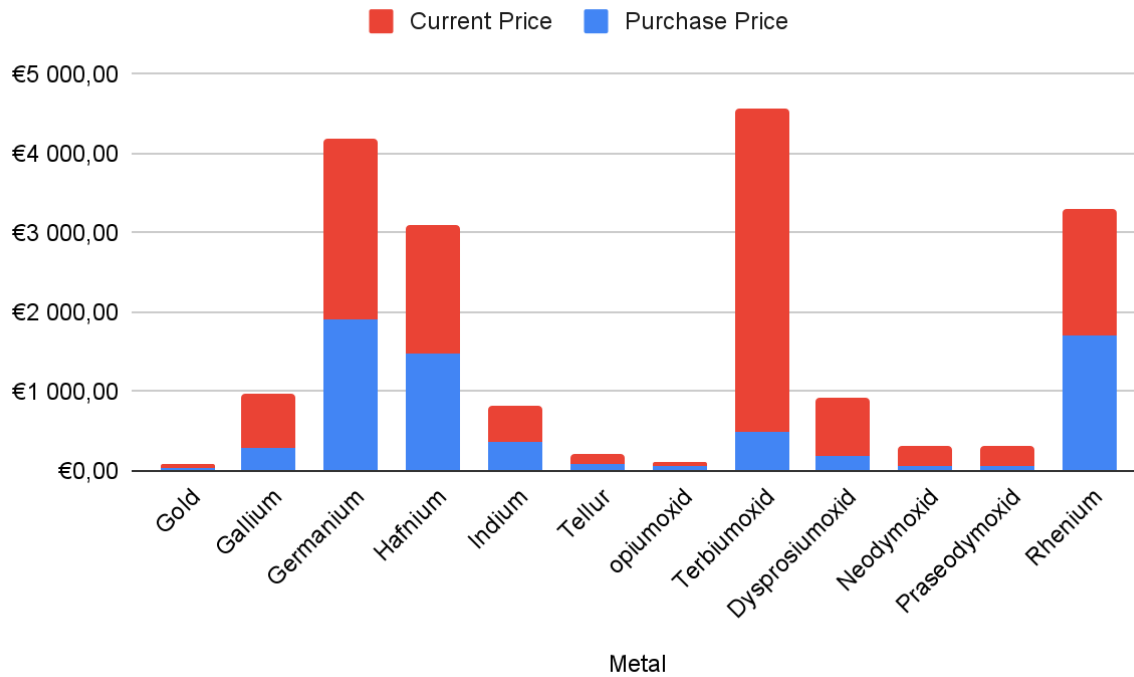
## Metal Portfolio share



Metal	Purchase Price	Current Price	Profit/Loss %
Gold	€35,17	€62,82	78,6%
Gallium	€290,20	€676,00	132,9%
Germanium	€1 912,40	€2 274,00	18,9%
Hafnium	€1 475,40	€1 630,00	10,5%
Indium	€356,40	€457,00	28,2%
Tellur	€83,80	€138,71	65,5%
opiumoxid	€65,80	€43,50	-33,9%
Terbiumoxid	€487,30	€4 084,00	738,1%
Dysprosiumoxid	€192,80	€734,29	280,9%
Neodymoxid	€55,40	€260,15	369,6%
Praseodymoxid	€69,40	€247,81	257,1%
Rhenium	€1 705,70	€1 601,13	-6,1%

### Metal Profit/Loss/%





## Real estate portfolio

Stand: 01.03.2022

Date	Object Type	Purchase price 1m <sup>2</sup>	Price increase 1m <sup>2</sup>	Актуальная цена 1m <sup>2</sup>	% Profit/Loss
01.03.2022	Bulgaria	€1 300,00	€100,00	€1 400,00	8%



# Portfolio Projects and ICO

The direction is closed and no longer develops

Title	Direction	Portfolio share	Profit / Loss %
Hydrogen motor	Technologies	68,79%	-100,00%
Polarstern City	WEB IT	24,84%	-100,00%
Gojoy	ICO	2,87%	-100,00%
Telegram R1	ICO	1,72%	33,33%
TELEGRAM R2	ICO	0,29%	0,00%
Hedera Hashgraph (4) by GAINS	ICO	0,38%	-100,00%
Algorand	ICO	0,32%	7,88%
"Coo"	ICO	0,29%	185,33%
Trias	ICO	0,19%	1129,80%

## Portfolio share

